

Theory Brief 12: Arriving & Departing an Airfield

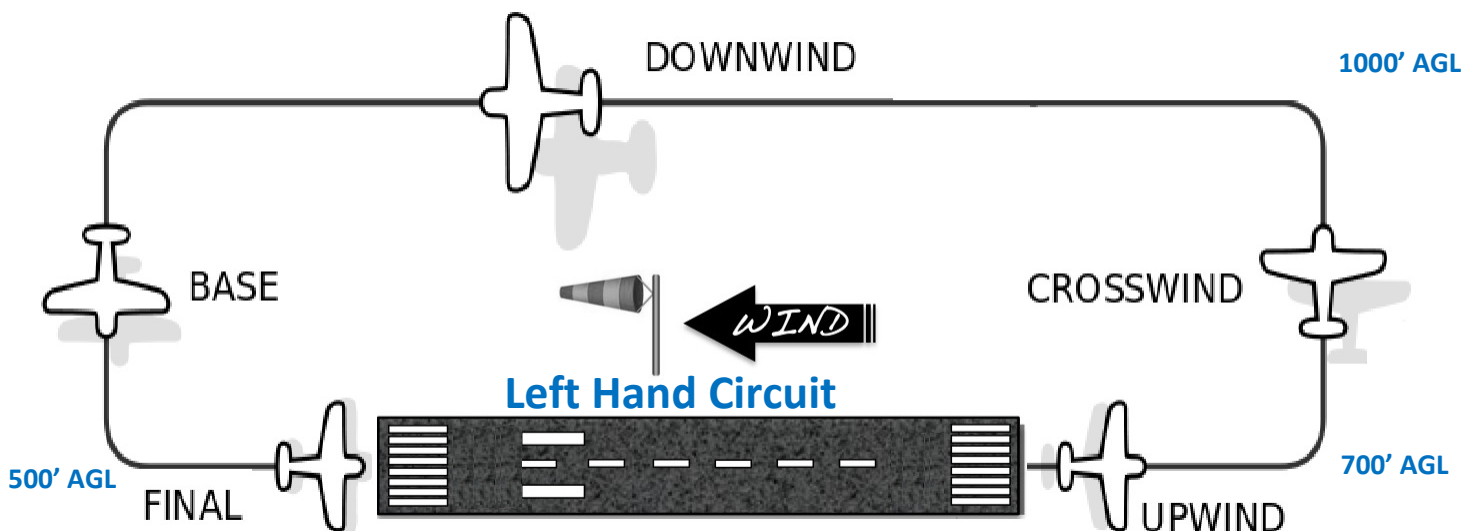
Aim:

“To understand the procedures to arrive and depart an airfield..”

Objectives:

1. To be aware of altitude
2. To fly the circuit pattern
3. To use the radio properly
4. To depart and arrive in a predictable manner
5. To be aware of traffic in the circuit

Left hand circuit layout



Notes:

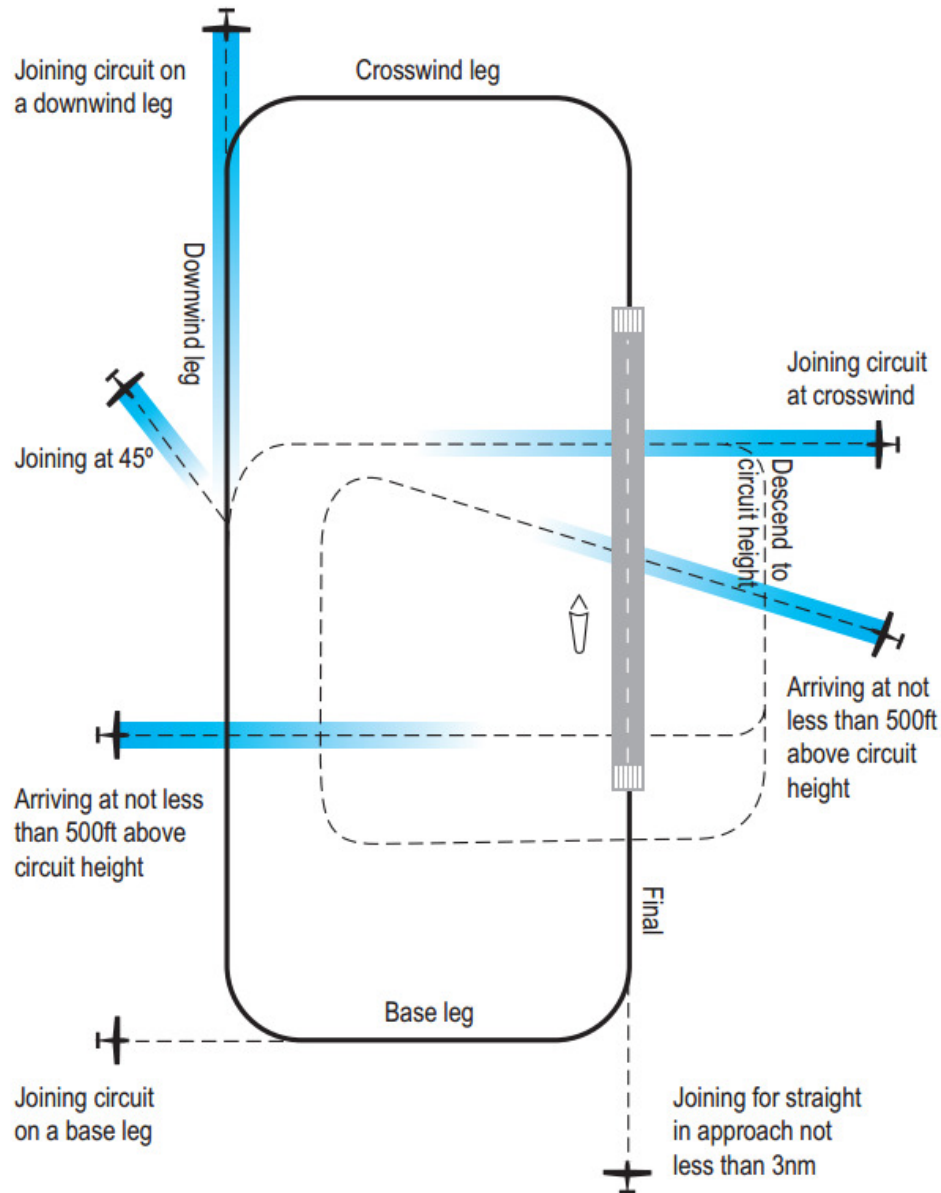
- The normal circuit is a left hand circuit
- Make a reference point for each leg
- Lookout before every turn
- Be aware of R134 and do not enter
- Some airfields may have specific requirements regarding circuit direction. Refer to ERSA / Country Airstrips Guide.
- When doing right hand circuits, denote the runway as “right” in your radio call eg: RWY 27 Right.

DOWNWIND CHECKS

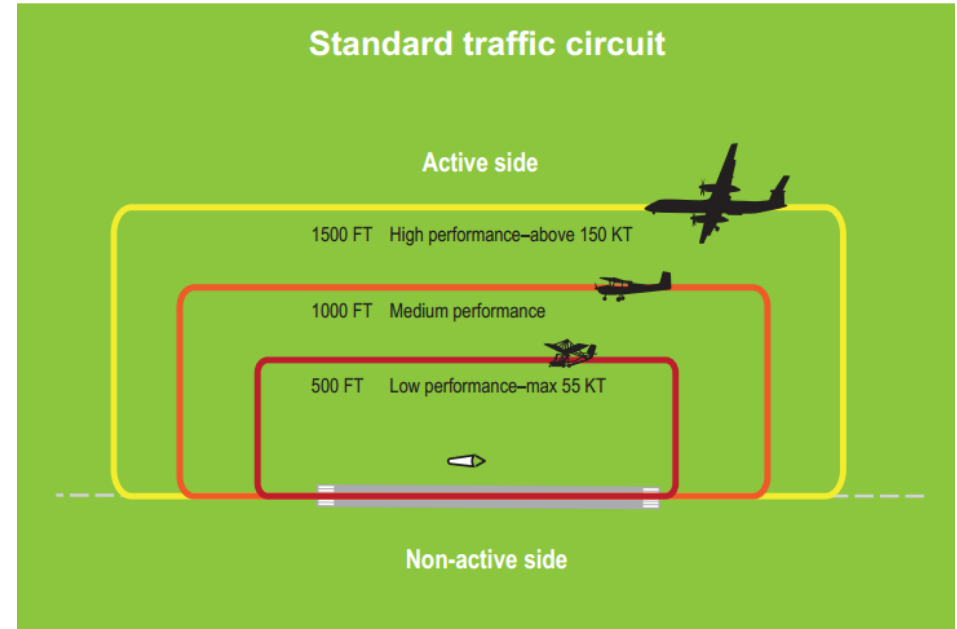
- B - Brakes (pull back twice)**
- U - Undercarriage (down and bolted)**
- M - Mixture (rich automatic)**
- F - Fuel (pump on & sufficient for go-around)**
- H - Hatches and Harnesses secure**
- I - Ignitions (both ON)**



Theory Brief 12: Arriving & Departing an Airfield



> Recommended circuit join



Circuit Heights

LP – max 55Kts at 500' AGL (Give Way to all traffic)

MP – 56 to 150Kts at 1000' AGL (HP RAAus / GA)

HP - above 150Kts at 1500' AGL (RPT)

RULES OF THE AIR.

① PASSING RULE.

MOVE TO THE RIGHT IF YOU NEED TO PASS ANOTHER AIRCRAFT. THE AIRCRAFT IN FRONT OF YOU ALWAYS HAS RIGHT OF WAY.

② GIVEWAY RULE.

GIVE WAY TO ALL AIRCRAFT ON YOUR RIGHT HAND SIDE.

③ COLLISION AVOIDANCE RULE

TWO AIRCRAFT APPROACHING HEAD ON SHALL BOTH TURN TO THE RIGHT.

④ LANDING RULE.

AIRCRAFT ON THE RUNWAY HAS RIGHT OF WAY. GO AROUND AGAIN IF THERE IS NOT SUFFICIENT ROOM TO LAND.

⑤ TAKE-OFF RULE.

AIRCRAFT TAKING OFF MUST GIVE WAY TO AIRCRAFT ON OR APPROACHING RUNWAY.